

T3

For excavators 1.5–5.0 ton



MZ













HF2
Ø max 5 cm
**STANDARD
EQUIPMENT**



HC1
Ø max 4 cm



KC1
Ø max 3 cm

		T370	T390
	ton	1.5-5.0	2.5-5.0
	cm/inch	70 28	90 36
	cm/inch	95x55x45 38x22x18	115x55x45 46x22x18
	kg/lbs	130 287	150 331
	cc	8-11-16	11-16
	oil - L/min (gal/min)	20-30 6-8	30-40 8-11
	bar/psi (min-max)	170-220 2.500-3.200	170-220 2.500-3.200
	transmission	direct	direct
	rotor diameter cm/inch	38 15	38 15
		10	14




Technical features and standard equipment

- Direct transmission
- Internally reinforced with double metal sheet
- Feeler roller adjustable on 3 positions to change the height of the cut
- Helicoidal rotor with austempered hammers or blade interchangeable
- Protective cover for motor
- Inside rotor supports with labyrinth for the protection of the bearings from the impurities
- Double row spherical adjustable bearings of 1st quality
- Valves block complete with priority valve for adjusting oil flow, anti-shock valve (pressure relief valve), anti-cavitation
- Gear motor
- Accident prevention rubber protections according to EC directives

Accessories

- Mounting hitch (pins version)
- Pins kit
- Quick hitch
- Hoses kit Lg. 2 meters
- Front and back chain protection
- Self-levelling support (+30kg)
- Valves block deduction, only anticavitation

Hydraulic motor range

	ton	1.5-2	2-3.5	3.5-5
	CC	8	11	16
	oil - L/min gal/min	20 6	30 8	40 11